

MADE IN GERMANY



ELEKTROKONTAKT

Fascinating Electrotechnics



small & robust

SHORTRON® connect with M12 connection

9-0-1

M12 connection
all around tight
smallest emergency-stop
with M12 connector



Front dimensions: \varnothing 28 mm
Panel cut-out: \varnothing 22.3 mm
Front bezel height: 2 mm
Travel: 2.3 mm



SHORTTRON[®] connect

SHORTRON® connect - small, quick, efficient

→ Simplicity

Quick and easy installation with M12 connector.



→ Efficiency

No enclosure necessary, low cabling effort, time-saving installation, also possible without technical staff.



→ Safety

High degree of protection IP65/IP67 in the front and on the rear. Anti-rotation/reverse polarity protection thanks to the M12 connector.



→ Flexibility

There are pushbuttons, selector and key switches, pilot lights and emergency-stops in various contact type combinations available. The nameplates of the pushbuttons which can be exchanged can be printed in one or more colours.



→ Compactness

Low space requirement thanks to the compact construction with less mounting depth.



→ Harmony

Colour design of the pushbuttons and switches with black, silver-coloured or stainless steel front ring. Pleasant illumination on the variants with illumination option.



→ Functionality

High mechanical and electrical lifetime, pleasant and perceptible switching characteristic.



Overview SHORTRON® connect series



- | | | |
|----|------------------------|---------|
| 01 | Pushbuttons | page 10 |
| 02 | Emergency-Stop Buttons | page 14 |
| 03 | Selector Switches | page 15 |
| 04 | Key Switches | page 19 |
| 05 | Pilot Lights | page 22 |
| 06 | Mounting Brackets | page 24 |

Housing Colours (silver-coloured, black, stainless steel glossy)



About Us

Control Units
→ Actuators

Panel Mount Jacks

Bus Technology

RFID


Enclosures

Pedal/Limit Switches

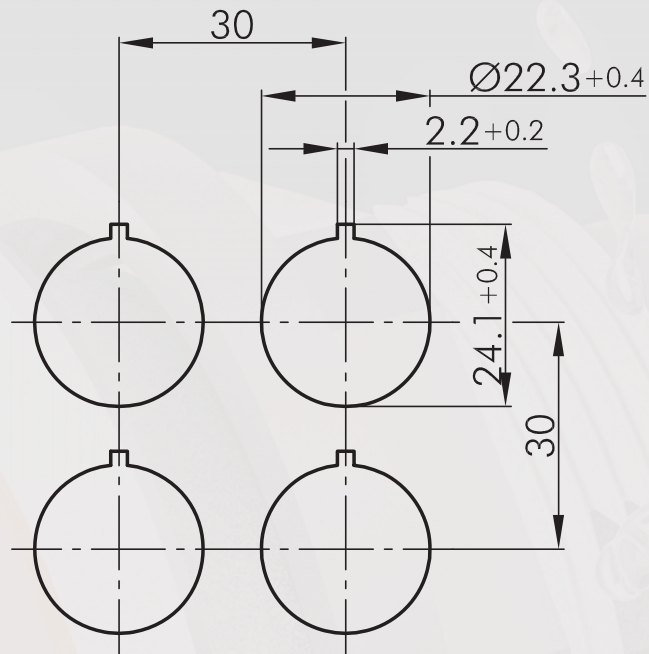
Terminal Blocks

Type Index


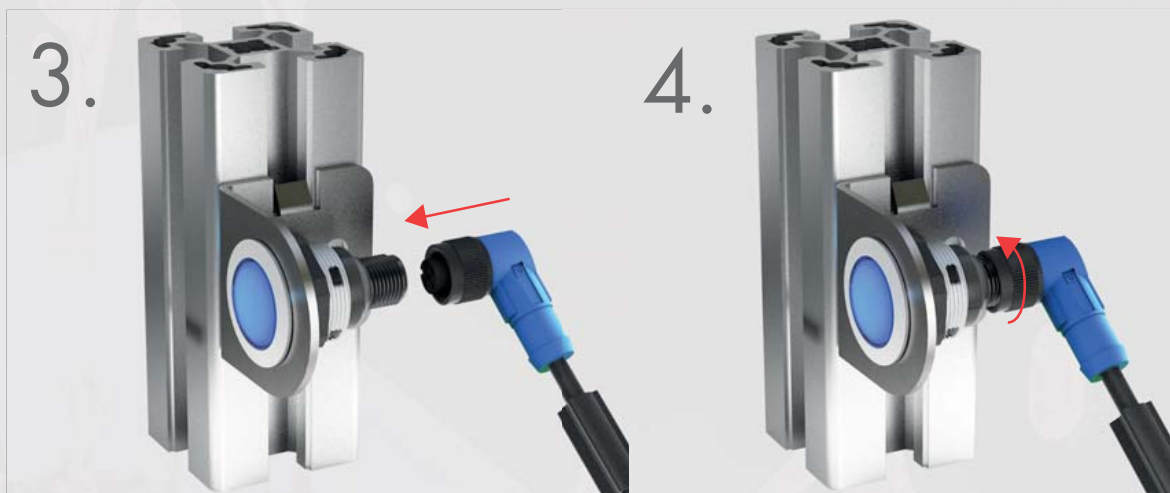
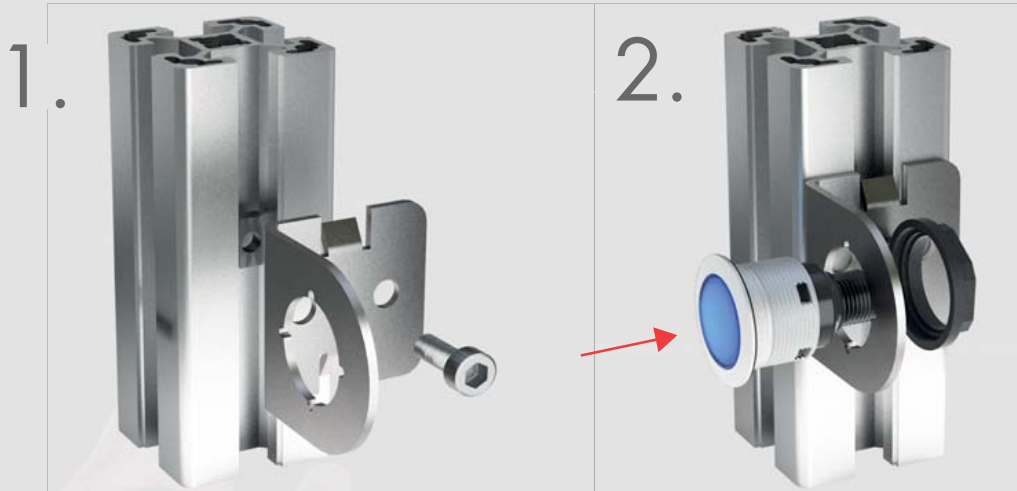
Mounting Depth Dimensions



Cutout Dimensions



Mounting and Service Instructions



Ø 22.3 mm

General Data

Type reference: FRVKKO_Cyxx (y...version, xx...pinout)
 Description: Emergency-stop, foolproof with integrated M12 connector
 Approvals: CE
 Contact type: 2NC
 Degree of protection: IP65 / IP67 (in the front); IP65 / IP67 (on the rear)
 Contact material: AgNi / AgNi, gold-plated 5µm
 Max. storage temperature: -40°C ... 80°C
 Max. operating temperature: -25°C ... 70°C
 Mechanical life: 50,000
 Electrical life (rated load): 50,000 at rated load
 Contact resistance NC: < 50 mOhm (new state)
 Bouncing time NC: < 10 ms
 Positive opening contact: acc. to EN60947-5-1, appendix K

Electrical data acc. to IEC/EN 60947-5-1 (VDE 0660 Sect. 200)

	alternate current	direct current
Utilisation category:	AC15	DC13
Rated insulation voltage Ui:	250 V	250 V
Rated operating voltage Ue:	35 V	35 V
Rated operating current Ie:	4 A	2 A
Breaking capacity:	10Ie	1,1Ie
Continuous thermal current:	4 A	4 A

Additional Data

Mounting aperture: 22.3mm
 Tightening torque (mounting nut): 1.0 ... 1.7 Nm
 Release: twist release, left or right
 Mounting position: any
 Standards: EN 60947-5-1, EN 60947-5-5, EN ISO 13850
 Ld: 20% (NC)
 B10d: 250,000
 Rated impulse voltage: 2.5 kV
 Material group: I
 Overvoltage category: II
 Pollution degree: 2
 Operating force: approx. 30N (at 20mm/min)

Note

NC = NC contact
 With switching position indicator

Electrical features gold-plated version (5µm gold-plating)
 Switching voltage 20mV ... 35V AC/DC
 Switching current 1mA ... 100mA
 Switching capacity 250 mW

...Cyxx
 "y" version
 0 = 4-pole connector, silver contact
 3 = 4-pole connector, gold-plated contact

"xx"	pin assignment	Pin 1	Pin 2	Pin 3	Pin 4	Type
	xx	NC (1)	NC (1)	NC (2)	NC (2)	2 NC
	01					

Safety instructions / mounting instructions
 - the connector must not be connected or disconnected under load
 - the single connector pin may be loaded with max. 4A

General Data

Type reference:	S(VA)(SW)(T)(N)(TLR(L))(f)(WA)(WB)(WC)(L)(SSA...)(I)(OI)(II)_Cyxx
Description:	Short-stroke pushbutton with integrated M12 connector
Approvals:	CE
Contact type:	2S / 1Ö + 1S / 1Ö + L / 1S + L / 1 S / L
Protection class:	II (protective insulation)
Degree of protection:	IP65/67 (T,TLR,N, in the front); IP65 (SSA,STA,STB,WA,WB,WC, in the front); IP65
Operation travel:	2.3 mm (pushbutton)
Contact material:	AgNi / AgNi, gold-plated 5µm
Max. storage temperature:	-40°C ... 80°C
Max. operating temperature:	-25°C ... 70°C
Mechanical life:	1 million (T, TL)
Electrical life (rated load):	30.000 (WA, WAL, WB, WC, SSA) 1 million (T, TL), DC13:max. 100.000 30.000 (WA, WAL, WB, WC, SSA)
Contact resistance NO:	< 50 mOhm (new state)
Contact resistance NC:	< 50 mOhm (new state)
Bouncing time NO:	< 10 ms
Bouncing time NC:	< 10 ms
Positive opening contact:	acc. to EN60947-5-1, appendix K

Electrical data acc. to IEC/EN 60947-5-1 (VDE 0660 Sect. 200)

	alternate current	direct current
Utilisation category:	AC15	DC13
Rated insulation voltage Ui:	50 V	50 V
Rated operating voltage Ue:	35 V	35 V
Rated operating current Ie:	4 A	2 A
Continuous thermal current:	4 A	

Technical Data - Lamp

Lamp socket:	none, with integrated 3 mm LED white
Max. lamp voltage:	30 V AC/DC
Max. lamp output:	14mA (at 24 V DC)
Definition:	X1...anode, X2...cathode

Additional Data

Mounting aperture:	22.3mm
Tightening torque (mounting nut):	1.5 ... 1.9 Nm
Mounting position:	any
Standards:	EN 60947-5-1, EN 61058-1
Material group:	I
Overvoltage category:	II
Pollution degree :	2

Electrical Features gold-plated contacts

Operational voltage:	20 mV...35 V AC/DC
Switching current:	1mA ... 100mA
Breaking capacity (ohmic load):	250 mW
Contact resistance (new state):	< 50 mOhm

Note

NC / NO ...NC contact / NO contact

...Cyxx

"y" version
0 = 4-pole connector, silver contact
3 = 4-pole connector, gold-plated contact

"xx"

pin assignment

xx	Pin 1	Pin 2	Pin 3	Pin 4	Type
01	-	-	-	-	-
02	NO (1)	NO (1)	NO (2)	NO (2)	2 NO
03	NC	NC	NO	NO	1 NC 1 NO
04	NC	NC	LED -	LED +	1 NC + LED
05	NO	NO	LED -	LED +	1 NO + LED
06	NC	NC	-	-	1 NC
07	NO	NO	-	-	1 NO
08	COM	NC	-	NO	1 NC 1 NO
09	COM	NO (1)	-	NO (2)	2 NO
10	-	-	LED -	LED +	LED

Safety instructions / mounting instructions

- the connector must not be connected or disconnected under load
- the single connector pin may be loaded with max. 4A
- selector / key switches with bridged connection ("COM", pin assignment 08,09) a max. of 1A is allowed

Pushbuttons

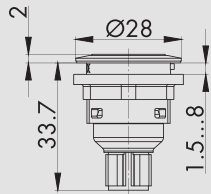
Illustration

Dimensions

Description

Type

IP65
IP67
2,3mm



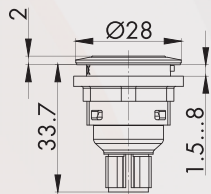
Pushbutton with 4-pole M12 connector
with integrated 4-pole M12 connector, A-coded



<i>Front bezel</i>	1NO	2NO	1NC + 1NO
black	SSWTI_C007	SSWTII_C009	SSWTOI_C008
silver-coloured	STI_C007	STII_C009	STOI_C008
stainless steel, polished	SVATI_C007	SVATII_C009	SVATOI_C008

IP65
IP67
2,3mm































Illuminated pushbutton with 4-pole M12 connector
with integrated 4-pole M12 connector, A-coded
incl. white LED



<i>Front bezel</i>	1NO	
black	SSWTLI_C005	
silver-coloured	STLI_C005	
stainless steel, polished	SVATLI_C005	

Accessories for Pushbuttons

Illustration	Dimensions	Description	Type
Accessories			
		Flat lens, transparent Colour blue  yellow  green  clear  red  opal white 	T22RRBL T22RRGB T22RRGN T22RRKL T22RRRT T22RRWS
		High lens, transparent Colour blue  yellow  green  clear  red  opal white 	T22HRRBL T22HRRGB T22HRRGN T22HRRKL T22HRRRT T22HRRWS
		Flat lens, non-transparent Colour blue  yellow  green  red  black  white 	T22RRGBL T22RRGGB T22RRGGN T22RRGRT T22RRGSW T22RRGWS
	Ø18	Blank nameplate	BSRRU
		Nameplate with standard imprint please specify index number (see nameplates from page 404 in the product catalogue)	BSRR...
	Ø18	Nameplate with special imprint according to customer's specification	BSRRB
		Sealing cap made of silicone rubber, down to -50°C	TK28S

About Us

Control Units
→ Actuators

Panel Mount Jacks

Bus Technology

RFID

Enclosures

Pedal/Limit Switches

Terminal Blocks

Type Index

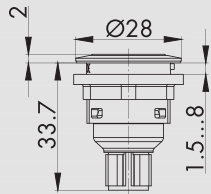
Pushbuttons

Illustration

Dimensions

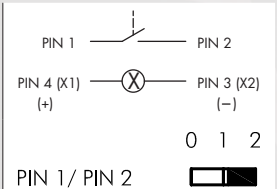
Description

Type



Pushbutton with ring illumination and 4-pole M12 connector

with integrated 4-pole M12 connector, A-coded
incl. lens and white LED



Front bezel	Illuminated ring	1NO
stainless steel, polished	blue	SVATLRBI_C005
stainless steel, polished	green	SVATLRGI_C005
stainless steel, polished	red	SVATLRRI_C005
stainless steel, polished	white	SVATLRWI_C005
stainless steel, polished	yellow	SVATLRYI_C005
black	blue	SSWTLRBI_C005
black	green	SSWTLRGI_C005
black	red	SSWTLRRI_C005
black	white	SSWTLRWI_C005
black	yellow	SSWTLRYI_C005
silver-coloured	blue	STLRBI_C005
silver-coloured	green	STLRGI_C005
silver-coloured	red	STLRRI_C005
silver-coloured	white	STLRWI_C005
silver-coloured	yellow	STLRYI_C005

About Us

Control Units
Actuators

Panel Mount Jacks

Bus Technology

RFID

Enclosures

Pedal/Limit Switches

Terminal Blocks

Type Index

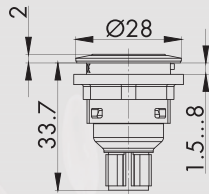
Pushbuttons

Illustration

Dimensions

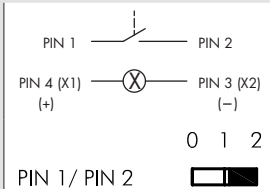
Description

Type



Pushbutton with ring illumination and laser printing 4-pole M12 connector

standard imprints see nameplates from page 404 in the product catalogue
(please specify index number)
special inscription on request
with integrated 4-pole M12 connector, A-coded
incl. lens and white LED



Front bezel		Illuminated ring		1NO
stainless steel, polished		blue		SVATLRBI..._C005
stainless steel, polished		green		SVATLRGI..._C005
stainless steel, polished		red		SVATLRRI..._C005
stainless steel, polished		white		SVATLRWI..._C005
stainless steel, polished		yellow		SVATLRYI..._C005
black		blue		SSWTLRBI..._C005
black		green		SSWTLRGI..._C005
black		red		SSWTLRRI..._C005
black		white		SSWTLRWI..._C005
black		yellow		SSWTLRYI..._C005
silver-coloured		blue		STLRBI..._C005
silver-coloured		green		STLRGI..._C005
silver-coloured		red		STLRRI..._C005
silver-coloured		white		STLRWI..._C005
silver-coloured		yellow		STLRYI..._C005

About Us

Control Units

→ Actuators

Panel Mount Jacks

Bus Technology

RFID

Enclosures

Pedal/Limit Switches

Terminal Blocks

Type Index

Emergency-Stops

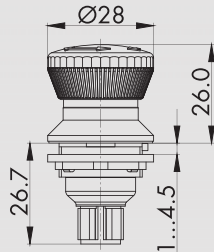
Illustration

Dimensions

Description

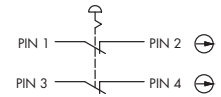
Type


IP65
IP67



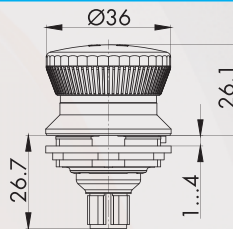
Emergency-stop with 4 pole M12 connector

- with integrated 4-pole M12 connector, A-coded
- 2 NC
- foolproof
- switching position indicator
- twist to release



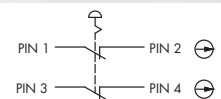
Front bezel	Mushroom head	2NC
yellow 	red 	FRVKOO_C001



IP65
IP67



Emergency-stop with 4-pole M12 connector

- with integrated 4-pole M12 connector, A-coded
- 2 NC
- foolproof
- switching position indicator
- twist to release



Front bezel	Mushroom head	2NC
yellow 	red 	KRVKOO_C001

Selector Switches (momentary/maintained)

I = Switching position
> = Spring return

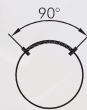
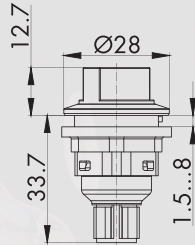
Illustration

Dimensions

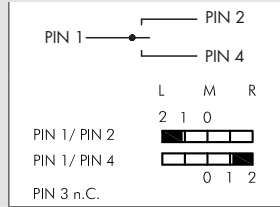
Description

Type

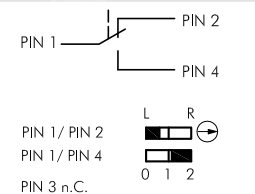
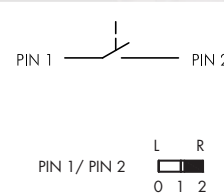
IP65
IP67



Selector switch, maintained, with 4-pole M12 connector
with integrated 4-pole M12 connector, A-coded



Front bezel		2NO
black		SSWWBII_C009
stainless steel, polished		SVAWBII_C009
silver-coloured		SWBII_C009



Front bezel		1NO	1NC + 1NO
black		SSWWAI_C007	SSWWAOI_C008
stainless steel, polished		SVAWAI_C007	SVAWAOI_C008
silver-coloured		SWAI_C007	SWAOI_C008

Selector Switches (momentary/maintained)

⊞ = Switching position
> = Spring return

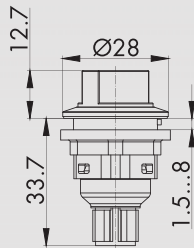
Illustration

Dimensions

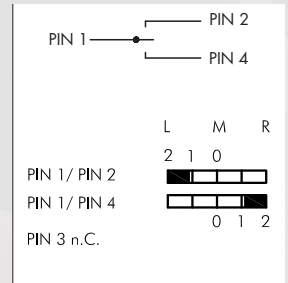
Description

Type

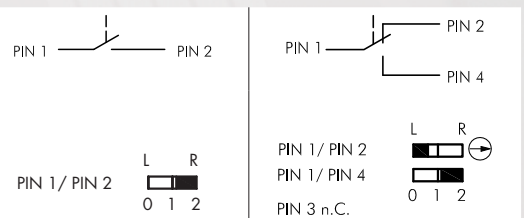
IP65
IP67



Selector switch, momentary, with 4-pole M12 connector
with integrated 4-pole M12 connector, A-coded



Front bezel		2NO
silver-coloured		SSTBII_C009
black		SSWSTBII_C009
stainless steel, polished		SVASTBII_C009



Front bezel		1NO	1NC + 1NO
silver-coloured		SSTAI_C007	SSTAOI_C008
black		SSWSTAI_C007	SSWSTAOI_C008
stainless steel, polished		SVASTAI_C007	SVASTAOI_C008

Selector Switches (momentary/maintained)

⏏ = Switching position
> = Spring return

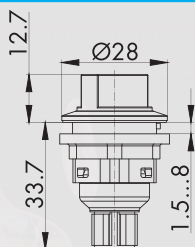
Illustration

Dimensions

Description

Type

IP65
IP67

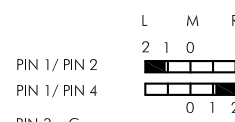
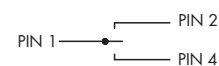


Selector switch, left maintained, right momentary with 4-pole M12 connector

with integrated 4-pole M12 connector, A-coded



Front bezel		2NO
black		SSWVCII_C009
stainless steel, polished		SVAVCII_C009
silver-coloured		SWCII_C009



About Us

Control Units

Actuators

Panel Mount Jacks

Bus Technology

RFID

Enclosures

Pedal/Limit Switches

Terminal Blocks

Type Index

Selector Switches (momentary/maintained)

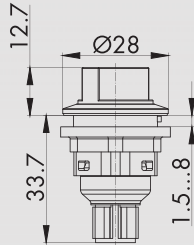
I = Switching position
> = Spring return

Illustration

Dimensions

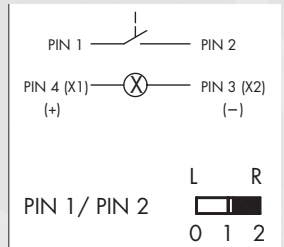
Description

Type

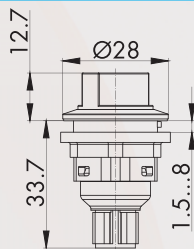


Illuminated selector switch, maintained, with 4-pole M12 connector

with integrated 4-pole M12 connector, A-coded
incl. white LED

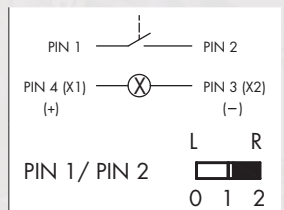


Front bezel		1NO
black		SSWWALI_C005
stainless steel, polished		SVAWALI_C005
silver-coloured		SWALI_C005



Illuminated selector switch, momentary, with 4-pole M12 connector

with integrated 4-pole M12 connector, A-coded
incl. white LED



Front bezel		1NO
silver-coloured		SSTALI_C005
black		SSWSTALI_C005
stainless steel, polished		SVASTALI_C005

Kein Kolumnentitel - Seitenzahlen schon zurückgeschrieben?

- I = Switching position
- > = Spring return
- O = Key removable position

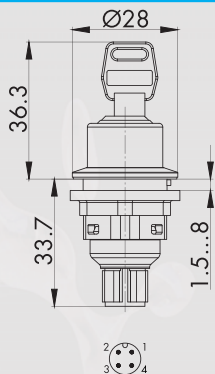
Illustration

Dimensions

Description

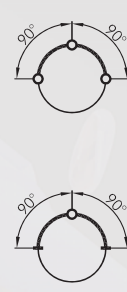
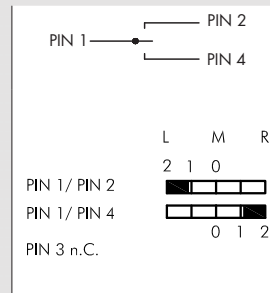
Type

IP65
IP67



Key-operated switch, maintained, with 4-pole M12 connector

with integrated 4-pole M12 connector, A-coded including two keys
other lock types on request



Front bezel		2S
silver-coloured		SSSA12II_C009
black		SSWSSA12II_C009
stainless steel, polished		SVASSA12II_C009

Front bezel		2S
silver-coloured		SSSA13II_C009
black		SSWSSA13II_C009
stainless steel, polished		SVASSA13II_C009

About Us

Control Units

→ Actuators

Panel Mount Jacks

Bus Technology

RTD

Enclosures

Pedal/Limit Switches

Terminal Blocks

Type Index

Key Switches (momentary/maintained)

- I = Switching position
- > = Spring return
- O = Key removable position

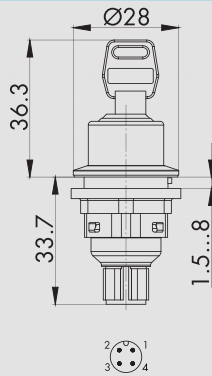
Illustration

Dimensions

Description

Type

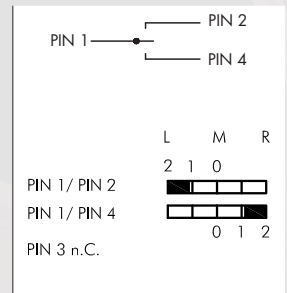
IP65
IP67



Key-operated switch, maintained (3 different keys) with 4-pole M12 connector

with integrated 4-pole M12 connector, A-coded
incl. 3 keys

- 1st key: two-way operation
- 2nd key: operation to the left only
- 3rd key: operation to the right only



Front bezel		2NO
silver-coloured		SSSA311I_C009
black		SSWSSA311I_C009
stainless steel, polished		SVASSA311I_C009

About Us

Control Units
Actuators

Panel Mount Jacks

Bus Technology

RFD

Enclosures

Pedal/Limit Switches

Terminal Blocks

Type Index

Key Switches Accessories

- I = Switching position
- > = Spring return
- O = Key removable position

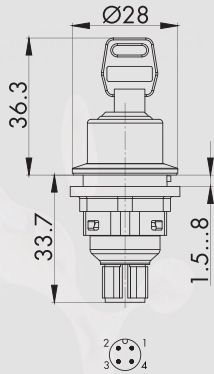
Illustration

Dimensions

Description

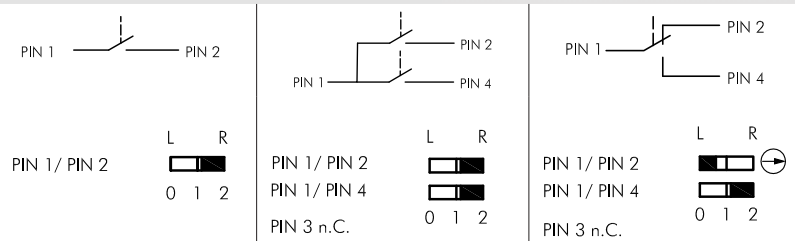
Type

IP65
IP67



Key-operated switch, maintained, with 4-pole M12 connector

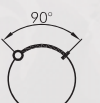
with integrated 4-pole M12 connector, A-coded including two keys
other lock types on request



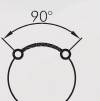
Front bezel	1S	2S	1Ö + 1S
silver-coloured	SSSA14I_C007	SSSA14II_C009	SSSA14OI_C008
black	SSWSSA14I_C007	SSWSSA14II_C009	SSWSSA14OI_C008
stainless steel, polished	SVASSA14I_C007	SVASSA14II_C009	SVASSA14OI_C008



Front bezel	1S	2S	1Ö + 1S
silver-coloured	SSSA15I_C007	SSSA15II_C009	SSSA15OI_C008
black	SSWSSA15I_C007	SSWSSA15II_C009	SSWSSA15OI_C008
stainless steel, polished	SVASSA15I_C007	SVASSA15II_C009	SVASSA15OI_C008



Front bezel	1S	2S	1Ö + 1S
silver-coloured	SSSA17I_C007	SSSA17II_C009	SSSA17OI_C008
black	SSWSSA17I_C007	SSWSSA17II_C009	SSWSSA17OI_C008
stainless steel, polished	SVASSA17I_C007	SVASSA17II_C009	SVASSA17OI_C008



Front bezel	1S	2S	1Ö + 1S
silver-coloured	SSSA18I_C007	SSSA18II_C009	SSSA18OI_C008
black	SSWSSA18I_C007	SSWSSA18II_C009	SSWSSA18OI_C008
stainless steel, polished	SVASSA18I_C007	SVASSA18II_C009	SVASSA18OI_C008

Accessories



Spare keys

please specify key number

ESMIC...

Pilot Lights

Illustration

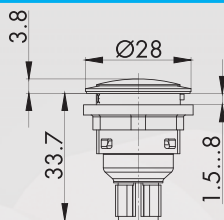
Dimensions

Description

Type



**For panel mount jacks,
please refer to page 552 in the product catalogue**






Pilot light with 4-pole M12 connector
with integrated 4-pole M12 connector, A-coded
incl. white LED
























PIN 4 (X1) (+) — (X) — PIN 3 (X2) (-)

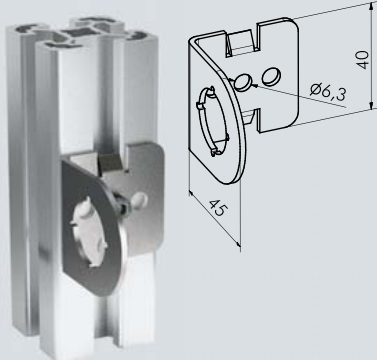
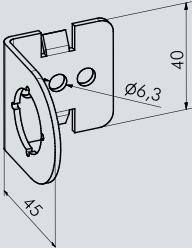

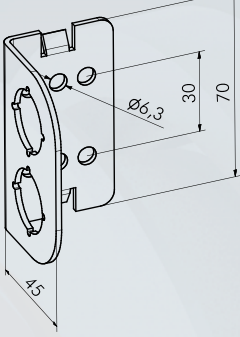

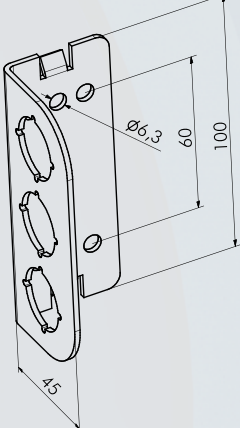
Front bezel

silver-coloured		SN_C010
black		SSWN_C010
stainless steel, polished		SVAN_C010

Accessories for Pushbuttons and Switches

Illustration	Dimensions	Description	Type
Accessories			
		Lens Colour blue  yellow  green  clear  red  opal white 	K22RRBL K22RRGB K22RRGN K22RRKL K22RRRT K22RRWS
	Ø18	Blank nameplate	BSRRU
		Nameplate with standard imprint please specify index number (see nameplates from page 404 in the product catalogue)	BSRR...
	Ø18	Nameplate with special imprint according to customer's specification	BSRRB
		Lead-sealable protective lid Colour transparent 	KDP22RR
		Lead-sealable, robust, tight protective lid Colour transparent  black 	K DPR22RR K DPR22RR_SW
		Protective lid made of TPE Colour black 	AK22RRSW
		Spacer ring suitable for the Shortron series for panel thickness from 0.5 to 2.5 mm Colour silver-coloured  black 	SDR SDRSW

Accessories for Pushbuttons and Switches

Illustration	Dimensions	Description	Type
		Mounting bracket 90° / 1 mounting hole stainless steel 1.4301 for a fast and easy assembly on profiles	S_CW190
		Mounting bracket 90° / 2 mounting holes stainless steel 1.4301 for a fast and easy assembly on profiles	S_CW290
		Mounting bracket 90° / 3 mounting holes stainless steel 1.4301 for a fast and easy assembly on profiles	S_CW390

Accessories for Pushbuttons and Switches

Illustration	Dimensions	Description	Type
		<p>Mounting bracket 135° / 1 mounting hole stainless steel 1.4301 for a fast and easy assembly on profiles</p>	S_CW145
		<p>Mounting bracket 135° / 2 mounting holes stainless steel 1.4301 for a fast and easy assembly on profiles</p>	S_CW245
		<p>Mounting bracket 135° / 3 mounting holes stainless steel 1.4301 for a fast and easy assembly on profiles</p>	S_CW345





SHORTTRON[®] connect



Georg Schlegel GmbH & Co. KG
Kapellenweg 4
88525 Dürmentingen / Germany

☎ +49 (0)7371 / 502-0
📠 +49 (0)7371 / 502 49
@ info@schlegel.biz
www.schlegel.biz



Subsidiaries:

Schlegel Elektrokontakt GmbH
Schönbachstr. 93
04299 Leipzig / **Germany**

☎ +49 (0)341 / 8 68 72-0
📠 +49 (0)341 / 8 68 72 43
@ leipzig@schlegel.biz
www.schlegel.biz

Georg Schlegel Vertriebs Ges.mbH
Samuel Morse-Straße 7
2700 Wiener Neustadt / **Austria**

☎ +43 (0)2622 / 81313
📠 +43 (0)2622 / 81313-19
@ schlegel@schlegel.at
www.schlegel.at